



# Lepidina's Roman garden

Print both pages onto white card (or on paper, then stick that to thin card). Colour the scene before cutting out. Cut along solid black lines, fold along dotted lines. Cut the windows so they open. If you have made Rufus' bedroom or Flavius' office, the windows will match up. You will need thin string for the swing - dental floss or embroidery thread would work.



**Pool interior**

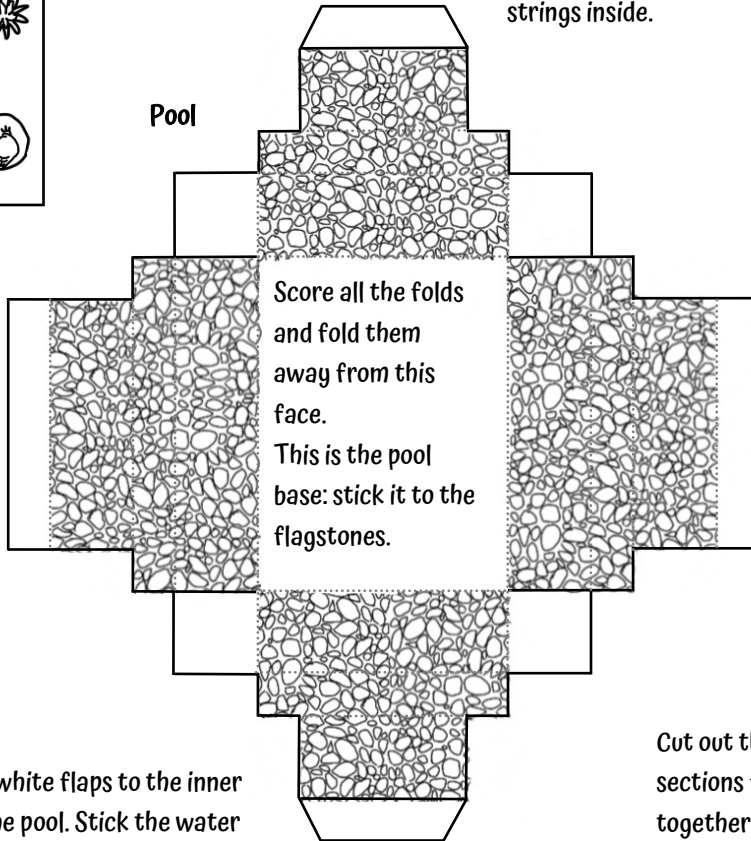


Fold the swing in 3. Cut 2 strings. Knot the strings, glue the swing with the strings inside.

**Swing**

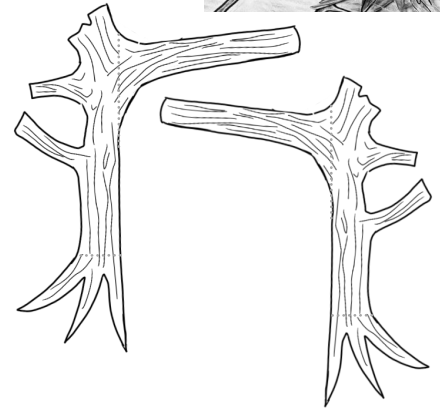


**Pool**



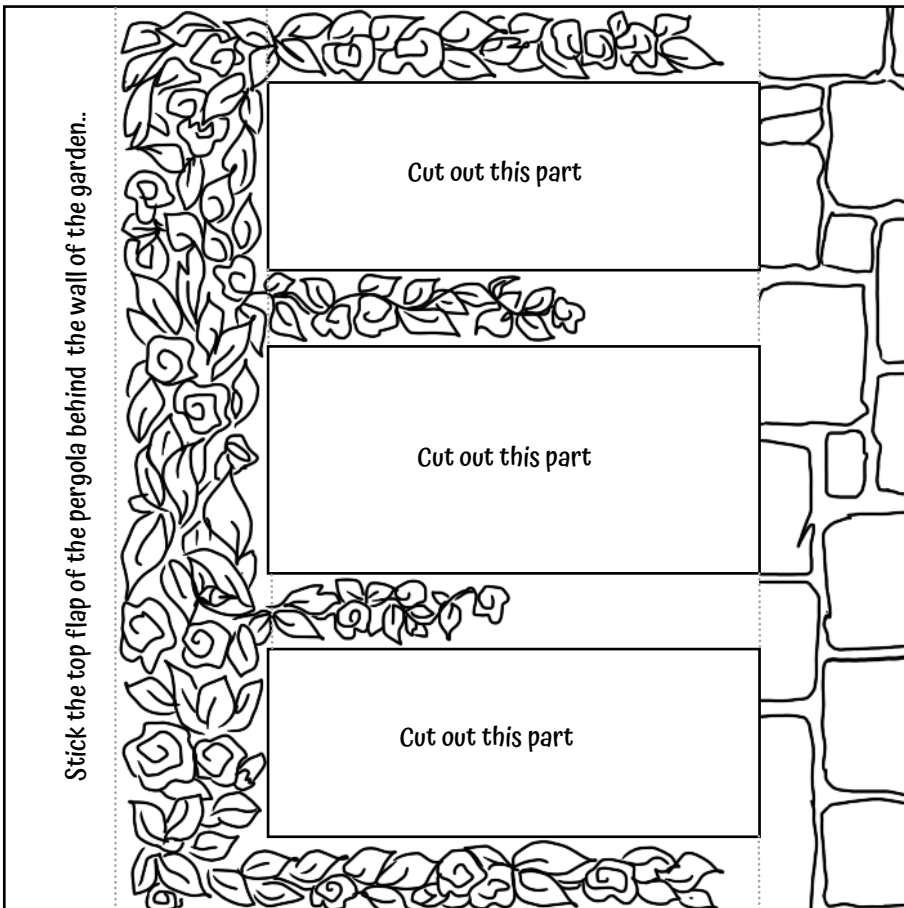
Stick the white flaps to the inner floor of the pool. Stick the water and frog into the pool

**Tree**



Cut out the two halves of the tree. Fold the root sections forward, then stick the big branch pieces together. Stick the root sections to the ground and the tree trunk sections to the wall. Hook the swing over the branch.

**Pergola**



Stick the top flap of the pergola behind the wall of the garden..

Cut out this part

Cut out this part

Cut out this part

Stick this flap to the courtyard floor.