





echinus



SCIURUS



avicula



talpa

Stick puppets

echinus: hedgehog

sciurus: squirrel

avicula: little bird

talpa: mole

You need:

A4 white card, colouring pencils or pens, sharp scissors, a stick or skewer about 30cm long, double-sided tape and a glue stick.

Print out the templates on thin card and colour the images. Cut out carefully. Place a piece of double-sided tape on the top third of the stick, and fix it to the back of one of the puppet pieces. Glue around it with the glue stick, then sandwich the two puppet halves together with the stick in between. Press the edges with your fingers to make sure all the spikes, feathers or toes are stuck.

You could use the puppets to act out Latin sentences using subject and object. Two of the animal names are masculine nouns and two are feminine. Here's a little table of the noun endings to remind you how they work in Latin:

Here are some verbs you might use:

subject

object

masculine nouns ending is **-us**

ending is **-um**

feminine nouns ending is **-a**

ending is **-am**

spectat: looks at

portat: carries

vitat: avoids

pulsat: hits

petit: chases

salutat: greets

Here's an example sentence:

talpa sciurum petit.

The mole chases the squirrel

Have fun!

