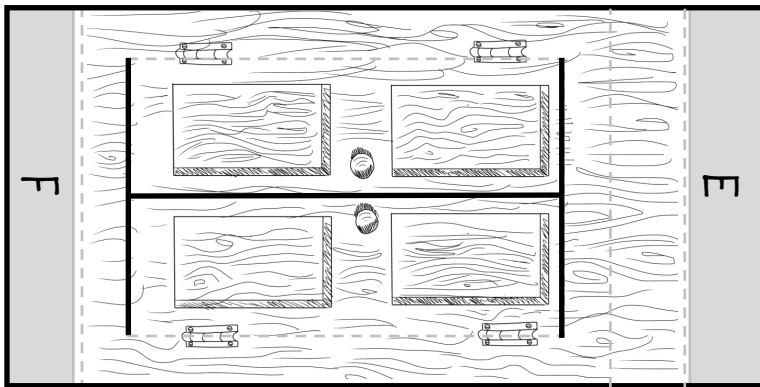




Cut out all the pieces along the black lines. Put glue or double sided tape on the grey areas and stick to the matching letter on the main kitchen floor or walls. Score along dotted lines before folding.



armarium (cupboard)

Cut the door opening carefully!

Stick F to the floor and E to the wall.



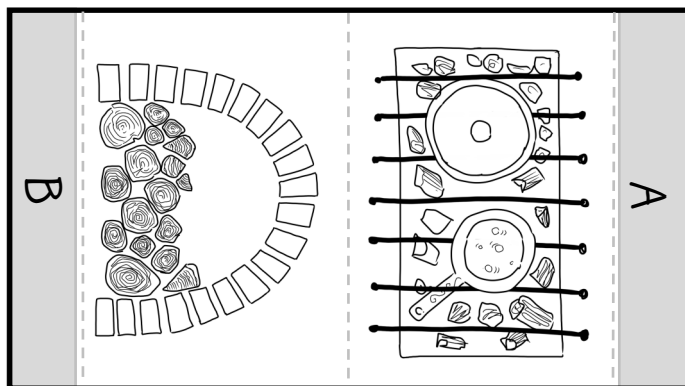
mensa (table)

Stick the feet to the floor where the D's are marked.



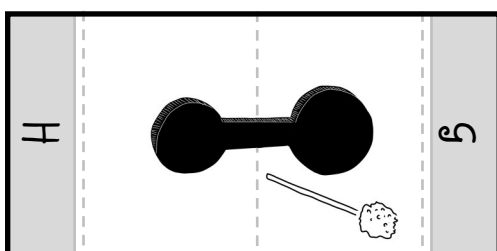
pegma (shelf)

Stick the flaps to the wall so the wood pattern faces up when the shelf is folded down.



focus (stove)

Stick B to the floor and A to the wall under the onions and wooden spoon



latrina (toilet)

Stick H to the floor and G to the wall under the herbs. Yes, Romans did often keep the loo in the kitchen!