


# Minimus Workbook 1



Exercises and activities for pupils studying *Minimus*

Barbara Bell & Helen Forte

published by Minimus Et Cetera, 2015 [www.minimus.com](http://www.minimus.com)

Minimus series © Cambridge University Press, by Barbara Bell & Helen Forte  
Brand and character re-used by kind permission of CUP

Printed by Whitehall Printers, Bristol

Chapter I

1 a. Fill in the missing Latin word in each sentence (see *Minimus* p 2 & 3) and translate into English.

e.g. Candidus servus est.

Candidus is the slave.

Flavius \_\_\_\_\_ est.

Iulius \_\_\_\_\_ est.

\_\_\_\_\_

\_\_\_\_\_

Rufus \_\_\_\_\_ est.

Vibrissa \_\_\_\_\_ est.

\_\_\_\_\_

\_\_\_\_\_

Lepidina \_\_\_\_\_ est.

Corinthus \_\_\_\_\_ est.

\_\_\_\_\_

\_\_\_\_\_

Flavia \_\_\_\_\_ est.

Minimus \_\_\_\_\_ est.


\_\_\_\_\_

\_\_\_\_\_

1 b. This is the verb 'esse', to be, written out fully.

sum     *I am*                      sumus     *we are*  
 es        *you are (s)*     estis        *you are (pl)*  
 est        *he/she/it is*     sunt        *they are*

Pick the right Latin word for each of the speech bubbles in this comic strip. Each part of 'esse' fits into one space. Translate the sentences.




How did you do? 


1 c. In this wordsearch, find the names of the nine family members and the Latin word for their role. There are 17 words, reading up, down, backwards, forwards and diagonally.

Y	Z	M	Y	P	Q	M	S	R	H	S	E	L	E	F
T	N	U	O	K	Z	F	F	L	A	V	I	A	W	P
Y	N	S	F	J	M	I	N	I	M	U	S	V	A	Q
A	M	U	V	I	Q	K	S	B	H	E	G	I	O	T
W	F	V	H	S	L	S	U	I	V	A	L	F	S	G
T	R	R	P	S	U	I	M	Q	Z	I	O	R	Z	J
B	P	E	A	N	U	H	U	Z	F	B	O	G	K	E
Z	V	S	T	A	I	T	T	S	U	S	U	F	U	R
N	T	W	E	F	M	C	A	N	D	I	D	U	S	E
S	I	W	R	N	V	I	B	R	I	S	S	A	O	T
F	J	A	N	I	D	I	P	E	L	R	W	K	D	A
U	W	E	D	O	J	D	V	K	Y	H	O	C	Y	M
D	C	M	U	T	Z	J	O	N	N	Z	M	C	Z	W
A	E	S	J	G	I	U	L	I	U	S	Z	Y	R	I
T	R	P	U	F	E	U	V	G	K	M	V	C	J	Y

1 d. In Chapter 1 we met the greetings **salve!** (*hello, to one person*) and **salvete!** (*hello, to more than one person*). Now you can add **vale!** (*goodbye, to one person*) and **valete!** (*goodbye, to more than one person*).

Try to learn these greetings. Help yourself to remember with this little exercise. Check the greeting in the speech bubble and draw either one mouse or several mice for Minimus to greet.









How did you do? 


Chapter 2

2 a Here is a list of adjectives, each with its masculine and then feminine form.

benignus/benigna	<i>kind</i>	improbus/improba	<i>naughty</i>	parvus/parva	<i>small</i>
bonus/bona	<i>good</i>	ineptus/inepta	<i>clumsy</i>	pulcher/pulchra	<i>pretty</i>
callidus/callida	<i>clever</i>	magnus/magna	<i>big</i>	ridiculus/ridicula	<i>funny</i>
fessus/fessa	<i>tired</i>	maximus/maxima	<i>very big</i>	sordidus/sordida	<i>dirty</i>
formosus/formosa	<i>handsome</i>	minimus/minima	<i>very small</i>	squalidus/squalida	<i>messy</i>
garrulus/garrula	<i>talkative</i>	obesus/obesa	<i>fat</i>	strenuus/strenua	<i>energetic</i>
ignavus/ignava	<i>lazy</i>	optimus/optima	<i>very good</i>	tacitus/tacita	<i>quiet</i>

2 b. Pick an adjective to describe Iulius or Flavia in the little pictures. Make sure you check the ending! Then translate the sentence into English.

	Flavia <u>tacita</u> est.	<i>Flavia is <u>quiet</u></i>
	Iulius _____ est.	<i>Iulius is</i>
	Flavia _____ est.	<i>Flavia is</i>
	Iulius _____ est.	<i>Iulius is</i>
	Flavia _____ est.	<i>Flavia is</i>
	Iulius _____ est.	<i>Iulius is</i>
	Flavia _____ est.	<i>Flavia is</i>
	Iulius _____ est.	<i>Iulius is</i>

How did you do? 

2 c. Here is a list of four masculine nouns and four feminine nouns.

**feminine**

- rana *frog*
- vacca *cow*
- vespa *wasp*
- Vibrissa *Vibrissa the cat*

**masculine**

- delphinus *dolphin*
- Minimus *Minimus the mouse*
- porcus *pig*
- sciurus *squirrel*

2 d. Choose the correct form of the adjective to match the noun and write it in the space. Then draw the animal you have described.

rana _____ est	delphinus _____ est
maximus/maxima	benignus/benigna
vespa _____ est	vacca _____ est
improbus/improba	sordidus/sordida
sciurus _____ est	Vibrissa _____ est
parvus/parva	callidus/callida
porcus _____ est	Minimus _____ est
ignavus/ignava	strenuus/strenua

How did you do?



Chapter 3

3 a. Colour in the verb endings and meanings to help you remember them.

-O	I	-mus	we
-S	you (s)	-tis	you (pl)
-t	he, she, it	-nt	they

3 b. Sort out these verbs: write each one in the correct box below.

verrit	scribo	laboras	spectamus	purgo
intrans	ridetis	coquit	sedetis	legis




I	you singular	he/she/it	we	you plural	they

3 c. Match the Latin verb with the English translation (draw lines to join them up)

laboramus		<i>I sweep</i>
verro		<i>they write</i>
purgat		<i>he cooks</i>
spectamus		<i>you (pl.) smile</i>
ridetis		<i>we watch</i>
sedes		<i>you (s) sit</i>
scribunt		<i>we work</i>
coquit		<i>she cleans</i>



How did you do? 

3 d. Here are eight Latin animal noises, to go with the eight animals from Chapter 2

	<b>GRUNT</b> <i>pig</i> <b>porcus</b>	<b>CROAK</b> <i>frog</i> <b>rana</b>	<b>SQUEAK</b> <i>Minimus the mouse</i> <b>Minimus</b>	<b>CHATTER</b> <i>squirrel</i> <b>sciurus</b>
<i>I</i>	grunnio	coaxo	strideo	garrio
<i>you (s)</i>	grunnis	coaxas	strides	garris
<i>he/she/it</i>	grunnit	coaxat	stridet	garrit
<i>we</i>	grunnimus	coaxamus	stridemus	garrimus
<i>you (pl)</i>	grunnitis	coaxatis	stridetis	garritis
<i>they</i>	grunniunt	coaxant	strident	garriunt
	<b>PURR</b> <i>Vibrissa the cat</i> <b>Vibrissa</b>	<b>MOO</b> <i>cow</i> <b>vacca</b>	<b>BUZZ</b> <i>wasp</i> <b>vespa</b>	<b>WHISTLE</b> <i>dolphin</i> <b>delphinus</b>
<i>I</i>	murmuro	mugio	bombito	sibilo
<i>you (s)</i>	murmuras	mugis	bombitas	sibilas
<i>he/she/it</i>	murmurat	mugit	bombitat	sibilat
<i>we</i>	murmuramus	mugimus	bombitamus	sibilamus
<i>you (pl)</i>	murmuratis	mugitis	bombitatis	sibilatis
<i>they</i>	murmurant	mugiunt	bombitant	sibilant

3 e. Write the English translation of these Latin verbs. Remember to check the verb ending to see who is making the noise; I, we etc. Put (s) or (pl) with 'you' answers.

Latin	English	Latin	English
bombitat	he buzzes	garritis	
mugimus		grunnit	
sibilo		sibilas	
stridetis		strident	
garris		grunnimus	
coaxant		bombito	
grunnio		murmuras	
murmurat		mugio	
mugiunt		coaxamus	
coaxamus		strideo	

### Chapter 4

4 a Each of these English sentences contains one noun, one verb and one adjective, in bold type. Write N above the noun, V above the verb and A above the adjective.

The **angry** wasp is **buzzing**.

The **friendly** dolphin **smiles**.

We like **delicious** dinners.

The **lazy** slaves are **sleeping**.

You watch the **beautiful** birds.



4 b Here are the words for colours in Latin. They are adjectives, so there is a masculine and a feminine form. Colour them in using the appropriate colours.



Masculine	Feminine	English
russus	russa	red
flavus	flava	yellow
viridus	virida	green
caeruleus	caerulea	blue
albus	alba	white
roseus	rosea	pink
purpureus	purpurea	purple
ater	atra	black
fulvus	fulva	brown

How did you do?






4 c Now try drawing one of the animals, describing it with the correct colour adjective, and colouring it in, for example **rana alba**, a white frog or **porcus viridus**, a green pig. The first two are ready for you to colour.

 <p>porcus purpureus</p>	 <p>Vibrissa virida</p>

4 d In Latin, verbs are divided into 4 groups called conjugations. We have seen how three of them are set out, on page 6.

**coaxo, murmuro, bombito** and **sibilo** are in the first group (1st conjugation); **strideo** is in the second (2nd conjugation); **grunnio, garrio** and **mugio** are in the fourth group (4th conjugation). Set out below is **scribo**, a verb in the third group (3rd conjugation). Study the ending pattern and complete the table for two more 3rd conjugation verbs.

scribo	<i>I write</i>	verro	<i>I sweep</i>	tango	<i>I touch</i>
scribis	<i>you (s) write</i>				
scribit	<i>he/she/it writes</i>				
scribimus	<i>we write</i>				
scribitis	<i>you (pl) write</i>				
scribunt	<i>they write</i>				

How did you do? 

Chapter 5

5 a Sort out the English adjectives and adverbs that are mixed up in the top box.



If it fits after 'I work', it's an adverb!

careful	quickly	sweet	soon	good	fierce	badly
often	bad	fiercely	quick	well	angry	always
<i>Adjectives</i>			<i>Adverbs</i>			

5 b Pick out the adjective and adverb in each of these English sentences. Circle the adjective and underline the adverb.


Candidus cooks the beautiful peacock skilfully.


Flavius orders the brave soldiers to fight fiercely.

Lazy Vibrissa tries unsuccessfully to catch Minimus.

Clever Pandora always arranges Lepidina's hair.

Iulius writes his letters well, so Corinthus is happy.



How did you do? 

5 c Here are six Latin adverbs:

celeriter *quickly*      diligenter *carefully*      ferociter *fiercely*  
 suaviter *sweetly*      segniter *lazily*      dementer *madly*

Look at the six sentences in the boxes. Choose an adverb to go with each verb, and write it in the space. Write in the English as well. Draw a picture to illustrate your sentence.

e.g. segniter curro, *I run lazily*

<p style="text-align: center;">_____ curro</p>          <p style="text-align: center;"><i>I run</i> _____</p>	<p style="text-align: center;">_____ laboro</p>          <p style="text-align: center;"><i>I work</i> _____</p>
<p style="text-align: center;">_____ salto</p>          <p style="text-align: center;"><i>I dance</i> _____</p>	<p style="text-align: center;">_____ pugno</p>          <p style="text-align: center;"><i>I fight</i> _____</p>
<p style="text-align: center;">_____ canto</p>          <p style="text-align: center;"><i>I sing</i> _____</p>	<p style="text-align: center;">_____ coquo</p>          <p style="text-align: center;"><i>I cook</i> _____</p>

### Chapter 6

In this chapter we met plural nouns (more than one) and learned how their endings change.

Feminine noun endings change from **a** to **ae**, and masculine nouns change from **us** to **i**.

6 a. Sort these mixed singular and plural Latin nouns into the correct boxes.

tunicae	amicus	pilulae	porcus	vespa	delphini
stili	ludi	cerae	sciuri	vaccae	servus
<i>singular nouns</i>			<i>plural nouns</i>		

6 b. This list of verbs is given in the singular (he/she/it) form and the plural (they) form.

<b><i>Singular</i></b>		<b><i>Plural</i></b>	
cantat	<i>sings</i>	cantant	<i>sing</i>
volat	<i>flies</i>	volant	<i>fly</i>
scribit	<i>writes</i>	scribunt	<i>write</i>
dormit	<i>sleeps</i>	dormiunt	<i>sleep</i>
sedet	<i>sits</i>	edent	<i>sit</i>
lacrimat	<i>cries</i>	lacrimant	<i>cry</i>

Translate these sentences into English. Check both noun and verb to see if they are singular or plural. If there is time, draw one or two of your sentence ideas in the space.

porcus cantat.      *The* \_\_\_\_\_

delphini dormiunt.      *The* \_\_\_\_\_

sciuri volant.      *The* \_\_\_\_\_

vacca scribit.      *The* \_\_\_\_\_









vespae lacrimant.      *The* \_\_\_\_\_

ranae sedent.      *The* \_\_\_\_\_

6 c. Here are the Latin numbers up to 10, with their Roman numerals. Can you learn them?

unus	1	I	sex	6	VI
duo	2	II	septem	7	VII
tres	3	III	octo	8	VIII
quattuor	4	IV	novem	9	IX
quinque	5	V	decem	10	X

6 d. Count the animals and then fill in the Latin number next to the animal noun. There are three new ones for your collection!

	
ranae	sciuri
	
simiae	vaccae
	
elephanti	cuniculi
	
echini	vespae

How did you do?




Chapter 7

7 a. These orders are a mix of singular (given to one person) and plural (given to more than one person). Sort them into the correct box. See *Minimus* p41 for help with the endings.

relinque!	audite!	sistite!	sumite!	audi!	cave!
redi!	veni!	demitte!	procede!	venite!	portate!
<i>singular order</i>			<i>plural order</i>		

7 b. Complete the military vocabulary crossword. Most of the words are in Chapter 7 of *Minimus*. There are a few unfamiliar words: **testudo**, **caligae**, **centurio** and **fascia**. Can you work out what they mean? Write the Latin words in the spaces.



- |                                  |                                   |                                  |
|----------------------------------|-----------------------------------|----------------------------------|
| 3 across Hurl it from a distance | 10 across Tortoise formation      | 2 down Wear it under your armour |
| 4 across Protects your body      | 11 across Stab or slash the enemy | 5 down Lots of these in the army |
| 6 across Stab with it, or cut    | 12 across Stop your feet slipping | 8 down Protects your head        |
| 7 across Protects your chest     | 1 down Wear it round your neck    | 9 down He gives the orders       |

food  
How did you do?  
7 across Protects your chest

7 c. Here is a list of orders, in both singular and plural form. Look at the pictures below. Write one order in each speech bubble, making sure you have correctly chosen either singular or plural. The last two boxes are left blank for your own drawings!

abi/abite!	<i>go away!</i>	dormi/dormite!	<i>sleep!</i>	sede/sedete!	<i>sit!</i>
audi/audite!	<i>listen!</i>	intra/intrate!	<i>come in!</i>	surge/surgite!	<i>get up!</i>
cave/cavete!	<i>be careful!</i>	siste/sisite!	<i>stop!</i>	tace/tacete!	<i>be quiet!</i>

### Chapter 8


8 a. Here is a list of Latin phrases suitable for a patient to say to a doctor.

venter mihi dolet	<i>my tummy hurts</i>	digiti mihi dolent	<i>my fingers hurt</i>
caput mihi dolet	<i>my head hurts</i>	oculi mihi dolent	<i>my eyes hurt</i>
dorsum mihi dolet	<i>my back hurts</i>	dentes mihi dolent	<i>my teeth hurt</i>
maculas habeo	<i>I have spots</i>	pedes mihi dolent	<i>my feet hurt</i>
prurio	<i>I am itchy</i>	tussio	<i>I am coughing</i>
nauseo	<i>I feel sick</i>	sternuo	<i>I am sneezing</i>

8 b. quid tibi dolet? *What hurts?*

In each box, draw a little patient with the matching problem. Draw a red X on the affected bit if you can't draw detailed injuries.

venter mihi dolet!	pedes mihi dolent!	oculi mihi dolent!	sternuo!
prurio!	maculas habeo!	dentes mihi dolent!	dorsum mihi dolet!
nauseo!	digiti mihi dolent!	caput mihi dolet!	tussio!

How did you do? 



8 c. Here is a list of Latin words connected with the baths. If you are trying to learn them, there are flashcards and a test on the *Minimus* website.

apodyterium	<i>changing room</i>	fascinum	<i>amulet (anti-evil eye bead)</i>
caldarium	<i>hot room</i>	fornax	<i>furnace</i>
frigidarium	<i>cold room</i>	oleum	<i>oil (instead of soap)</i>
latrina	<i>toilet</i>	sculponeae	<i>wooden clogs</i>
palaestra	<i>gym</i>	spongia	<i>sponge-stick (Roman toilet paper)</i>
piscina	<i>swimming pool</i>	strigil	<i>scraper</i>
tepidarium	<i>warm room</i>	sudarium	<i>towel</i>
thermae	<i>public baths</i>		

8 d. Minimus at the baths.

Practise the bath vocabulary by filling in the gaps with the Latin words. Use each word once.

I've just arrived at the \_\_\_\_\_ . I am glad to see the soldiers throwing logs into the \_\_\_\_\_ , so it will be lovely and warm today. The snack stall is open and the soldiers are queueing up for sausages. I hope someone drops a bit! Before I go in, I will do my exercises. I will run right round the \_\_\_\_\_ and then lift a few heavy pebbles. Now I am ready for the different rooms. First I'm in the \_\_\_\_\_ , where people leave their clothes in little cubby holes. Then I'll go into the \_\_\_\_\_ so I can get used to the heat. Ooh, the floor is hot! My feet would burn if I wasn't wearing my \_\_\_\_\_ . I think I am ready for the \_\_\_\_\_ . Here I can clean myself properly before I go into the water. I have brought my flask of \_\_\_\_\_ , which I will rub into my fur . Then I can scrape the dirt off with my \_\_\_\_\_ . Then it's time to cool down in the \_\_\_\_\_ . The pool is small for the soldiers, but for me it's like a \_\_\_\_\_ , so I have a lovely swim. Then I dry myself with my little \_\_\_\_\_ . I have had a little snack—one of the soldiers did drop a bite of sausage! Now I need to pop into the \_\_\_\_\_ . It's a good job that I remembered to bring my \_\_\_\_\_ ! I am nervous of the evil spirits that everyone says are hiding in there, so I'm wearing my \_\_\_\_\_ . It would be a shame to spoil a perfect visit to the baths!

### Chapter 9

9 a. Here are four prepositions to add to the list on p57 of *Minimus*:


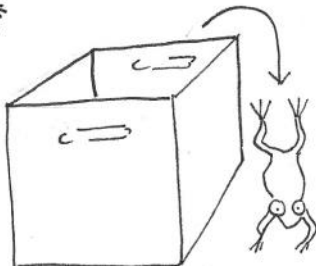



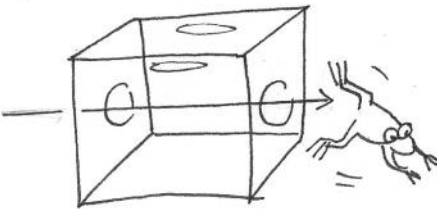





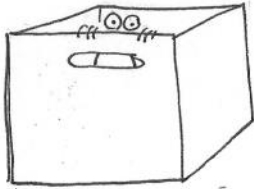
de: *down from*

inter: *between*

per: *through*

trans: *across*

Label these drawings with the correct Latin preposition.



How did you do? 

9 b. Compound verbs are formed from a verb and a prefix, often a preposition. Look up these English compound verbs in a dictionary, and write the definition on the line. Each English word is derived from a Latin verb and a Latin preposition.

circumference \_\_\_\_\_

interrupt \_\_\_\_\_

transparent \_\_\_\_\_

perforated \_\_\_\_\_

superhuman \_\_\_\_\_

dejected \_\_\_\_\_

ejected \_\_\_\_\_

advent \_\_\_\_\_

c. **Minimus is after the cheese**

In the little story that follows, whenever an English preposition is used, write the matching Latin preposition in the little box.

Minimus is very hungry. He can hear Candidus preparing dinner. Minimus tiptoes carefully **away from**  his hole **in**  the kitchen wall. He squeezes **between**  two tall water jars and hides **under**  a basket of eggs. When he is sure that Candidus isn't watching, he climbs **on top of**  the log pile and leaps **across**  the gap to the kitchen table. Candidus is  stand-  ing **in**  **front of** the table, arranging cheese on a plate. Minimus slow-  ly and cautiously creeps **to-**  **wards** the plate. He crouches **next to**  the plate and stealthily stretches out a paw. Minimus suddenly grabs a piece of cheese, jumps **down from**  the table and dashes **around**  Candidus' feet. Candidus yells and tries to catch his flying tail, but Minimus slips **away from**  his fingers and is soon safely back home, nibbling his cheese.



Chapter 10

Here are three more conjunctions to add to those on p60 of *Minimus*.

**igitur:** *therefore*

**itaque:** *and so*

**tamen:** *however*

10 a Translate these Latin sentences and circle the conjunction.

Claudia laeta est, quod Lepidina visitat.

\_\_\_\_\_

Iulius in hortum intrat et ludit.

\_\_\_\_\_

Candidus diligenter laborat, sed Corinthus segniter dormit.

\_\_\_\_\_

quamquam Rufus fessus est, non dormit.

\_\_\_\_\_

anulus aureus est; itaque pretiosus est.

\_\_\_\_\_

Minimus parvus est; elephantus tamen maximus est.

\_\_\_\_\_

Vibrissa obesa est; celeriter igitur non currit.

b. Complete the wordsearch, with words from Chapter 10. Words read forwards and backwards.

- ANULUS
- GEMMAE
- AUREUS
- UNGUENTUM
- CAPILLI
- CAPILLAMENTUM
- DONUM
- PRETIOSUS
- AMATORIUS
- CUBICULUM
- CONTENTA
- IMPROBUS

I	N	N	U	S	U	E	R	U	A	C	Q	D
M	N	A	M	A	T	O	R	I	U	S	C	Y
R	M	U	N	O	D	I	L	L	I	P	A	C
U	C	U	B	I	C	U	L	U	M	C	G	H
B	Z	Q	O	S	U	L	U	N	A	L	Y	I
V	V	X	S	U	S	O	I	T	E	R	P	S
G	U	R	K	Y	W	G	E	M	M	A	E	X
M	U	T	N	E	M	A	L	L	I	P	A	C
D	Z	M	U	T	N	E	U	G	N	U	Q	J
I	M	P	R	O	B	U	S	H	I	V	D	O
S	N	B	T	S	A	T	N	E	T	N	O	C
F	M	N	B	T	W	G	G	D	E	L	D	Q
W	F	G	B	U	X	X	K	L	E	K	D	I

How did you do? 

## Chapter II

11 a. Identify the subjects and objects in these English sentences.

Remember that the **subject** does the action. The **object** is the victim of the action.

Write S above the subject, O above the object and V above the verb. Be careful—there may be more than one of each!

i. Pandora looks after Flavia, Iulius and Rufus.

ii. Flavia cooks the dinner and Rufus watches Flavia.

iii. Iulius tastes the dinner and throws it away.

iv. Flavia scolds Iulius; meanwhile Rufus eats his dinner.

v. Pandora praises Flavia and comforts Iulius.



11 b. Translate these sentences into Latin. Remember that the Latin object has an 'm' added at the end. The verb is the same in all of the sentences.

e.g. Minimus sees Vibrissa.                      Minimus Vibrissam videt.

e.g. Vibrissa sees Minimus.                      Vibrissa Minimum videt.

i. Candidus sees Pandora. \_\_\_\_\_

ii. Corinthus sees Candidus. \_\_\_\_\_

iii. Minimus sees Rufus. \_\_\_\_\_

iv. Vibrissa sees Corinthus. \_\_\_\_\_

v. Lepidina sees Flavia. \_\_\_\_\_

vi. Rufus sees Lepidina. \_\_\_\_\_

vii. Pandora sees Flavius. \_\_\_\_\_

## Subject and object sentences

11 c. Make up sentences with a subject noun (doer), an object noun (victim) and a verb. Then translate them into English. Pick one word from each set.

Subject nouns	Object nouns	Verbs		
rana	ranam	<i>frog</i>	amat	<i>likes or loves</i>
vacca	vaccam	<i>cow</i>	basiat	<i>kisses</i>
vespa	vespam	<i>wasp</i>	devorat	<i>eats</i>
Vibrissa	Vibrissam	<i>Vibrissa the cat</i>	portat	<i>carries</i>
delphinus	delphinum	<i>dolphin</i>	pulsat	<i>hits</i>
Minimus	Minimum	<i>Minimus the mouse</i>	spectat	<i>watches</i>
porcus	porcum	<i>pig</i>	vexat	<i>annoys</i>
sciurus	sciurum	<i>squirrel</i>	vitat	<i>avoids</i>

We have added 'the' to the English translation as there isn't a Latin word for 'the'.

e.g vacca	sciurum	vexat	<i>The cow</i>	annoys	<i>the squirrel</i>
			<i>The</i>		<i>the</i>
			<i>The</i>		<i>the</i>
			<i>The</i>		<i>the</i>
			<i>The</i>		<i>the</i>
			<i>The</i>		<i>the</i>

Illustrate one or more of your sentences here!

How did you do?


Chapter 12

12 a. On the left is a list of the main Roman gods and goddesses, with their Latin spelling. These names are the answers in this crossword; the clues are the Greek equivalent names. Look at the list on p74 of *Minimus* for help.

Apollo	Iuppiter	Pluto
Bacchus	Mars	Venus
Ceres	Mercurius	Vulcanus
Diana	Minerva	
Iuno	Neptunus	

ACROSS

- 3 Athena
- 8 Aphrodite
- 9 Apollo
- 10 Hades
- 11 Artemis
- 12 Poseidon
- 13 Hermes

DOWN

- 1 Ares
- 2 Demeter
- 4 Hera
- 5 Zeus
- 6 Hephaestus
- 7 Dionysus



12 b. In this exercise, circle the correct endings to the Latin nouns, which are either the subject or object in the sentence. Most of the nouns are proper nouns (names), and all the sentences are connected to the myths at the end of each chapter.

(Perseus/Perseum) Medusam necat.

Perseus kills Medusa

Daedalus (Icarus/Icarum) monet

Daedalus warns Icarus

(Pandora/Pandoram) (cista/cistam) aperit.

Pandora opens the box.

Echo (Narcissus/Narcissum) spectat.

Echo watches Narcissus.

(Narcissus/Narcissum) Narcissum amat.

Narcissus loves Narcissus.

Actaeon (Diana/Dianam) videt.

Actaeon sees Diana.

Graeci (equus/equum) faciunt.

The Greeks make a horse.

Cyclops unum (oculus/oculum) habet.

The Cyclops has one eye.

How did you do?

12 c. **The children have a discussion.**

Translate this dialogue into English. It's quite challenging, and revisits vocab and grammar from the whole book. Write your translation on the right hand side of the page.

*Rufus et Iulius et Flavia sedent. servi diligenter laborant. Rufus et Iulius et Flavia spectant.*

Rufus ecce Candidus!

Flavia Candidum amo, quod benignus est.

Rufus Candidum quoque amo, quod gladium splendidum facit!

Iulius Candidus cenam optimam coquit!

omnes euge! Candidum amamus!

Rufus ecce Corinthus!

Flavia Corinthum non amo.

Iulius cur Corinthum non amas?

Flavia quod Corinthus semper litteras docet!

Iulius Flavia! quam ignava es!

Rufus Corinthum amo, quod semper fabulam narrat.

Iulius ecce Pandora! quam pulchra est!

Rufus Flavia! cur lacrimas? tu quoque pulchra es!

Flavia gratias tibi ago, Rufe.

Rufus ecce Vibrissa! salve, Vibrissa!

Flavia veni huc, Vibrissa!

Iulius audite, omnes! Vibrissa murmurat.

How did you do?

